

**LOCATION**

Building 2  
4520 Aumsville Highway  
Salem OR 97317

**TOTAL SQ. FT.**  
**OFFICE SQ. FT.**

49,137 sq.ft.  
BTS

**DOCK HIGH DOORS**  
**DRIVE IN DOORS**  
**CLEAR HEIGHT**

12  
4  
20'

**FEATURES**

One mile from the I-5 interchange  
with Highway 22

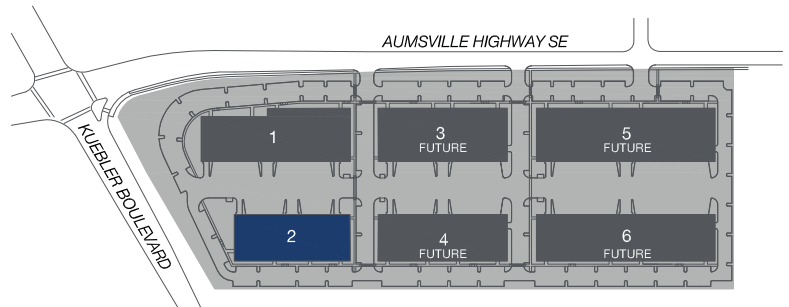
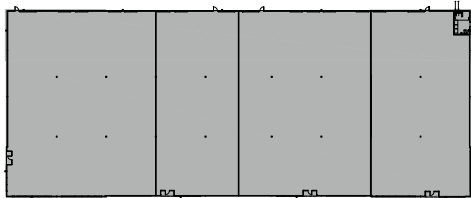
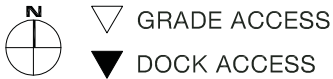
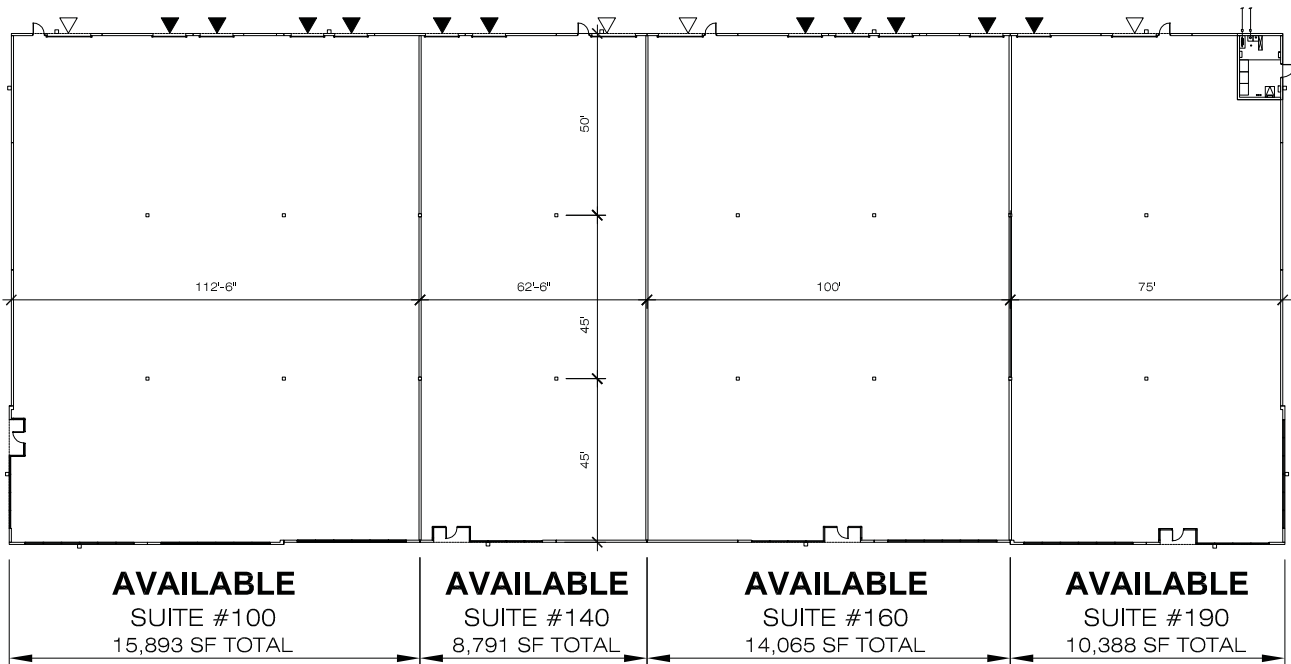
**ANNUAL RATE**

\$.55/sq.ft. - Shell  
\$.90/sq.ft. - Office  
NNN

**LEASING  
CONTACT**

Sam Briggs  
samb@pactrust.com  
503-624-6300  
  
Dave Hicks  
daveh@pactrust.com  
503-624-6300





## BUILDING PLAN

MILL CREEK CORPORATE CENTER  
 Salem, OR 97317

15350 SW Sequoia Pkwy Suite 300 Portland OR 97224 • 503.624.6300 • [pactrust.com](http://pactrust.com)

*The square footage and rates quoted herein are subject to change. PacTrust can only guarantee square footage and rates with a signed lease agreement.*

