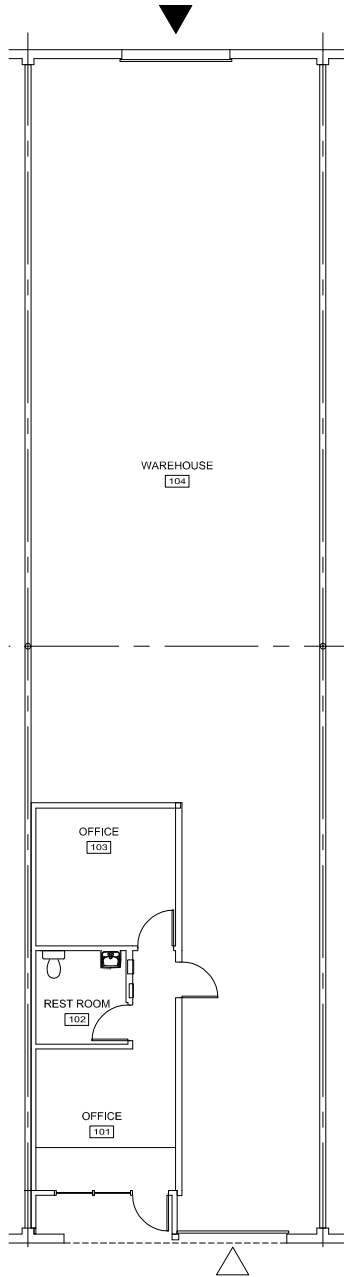
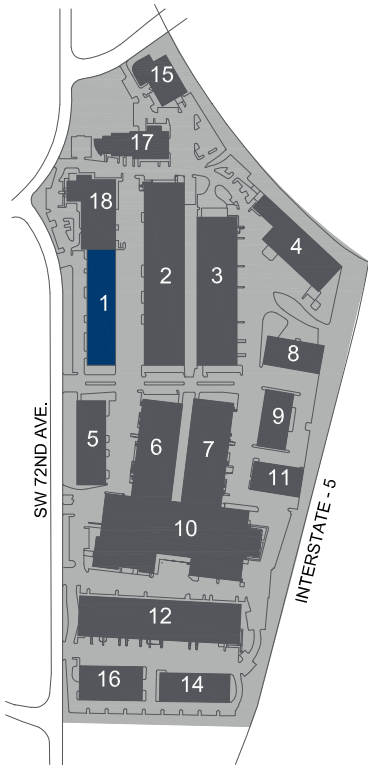
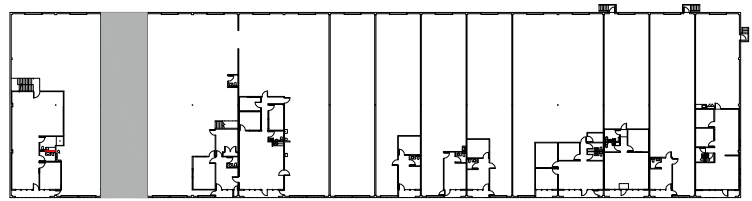


<b>LOCATION</b>	Building 1 16126 SW 72nd Avenue Portland, OR 97224
<b>TOTAL SQ.FT.</b>	2,500 sq.ft.
<b>OFFICE SQ.FT.</b>	403 sq.ft.
<b>DRIVE IN DOOR</b>	1
<b>DOCK DOOR</b>	1
<b>CLEAR HEIGHT</b>	18'
<b>FEATURES</b>	<ul style="list-style-type: none"><li>• Excellent access to I-5</li><li>• Close to Bridgeport Village</li></ul>
<b>LEASE RATE</b>	\$0.85/sq.ft. Shell \$1.00/sq.ft. Office surcharge NNN
<b>LEASING CONTACT</b>	Sam Briggs samb@pactrust.com 503-624-6300

TOTAL 2,500 SQ FT  
OFFICE 403 SQ FT  
CLEAR HEIGHT 18 FT



▽ GRADE ACCESS  
▼ DOCK ACCESS



OREGON BUSINESS PARK I  
Portland, OR 97224



**BUILDING PLAN**



15350 SW Sequoia Pkwy Suite 300 Portland OR 97224 • 503.624.6300 [pactrust.com](http://pactrust.com)

The square footage and rates quoted herein are subject to change. Square footage and rates are finalized with a signed lease agreement.

